




All-in-One

READING passages



 Name: _____


 Cloud


Claudia's alarm clock went off at 7:00. Claudia saw grey clouds above the window. Claudia went to the library. Claudia went home instead. Claudia washed some dirty clothes. Claudia watched a funny clown show. It was a tiring day so it's time to watch television. Claudia and her friends were clowns clapping together. 😊 😊 😊

① What time did Claudia wake up?

② What did Claudia see outside her window?

③ What did Claudia watch?

 Name: _____

 **th**

The Thanksgiving Thief

I think there is a thief in my house. He must be thirsty. Some water bottles are gone. He must be hungry. Three bananas are gone. Wait, there is something on the table. It is a Thanksgiving turkey! Wow, he is not a thief. He is bringing us something good to eat! 😊 😊 😊

① What were the clues that someone was in the house?

② What was brought to the house?

Created By

www.englishprintables.com

You can use these reading Passages in Many Different ways



Guided reading



Fluency Practice



Cold Read



Assessment



English Language
Learners Ages 5-12

All about the Reading Passages

Phonics skill for
easy reference.

Clip art
provides
picture
clues.



Name: _____

Sl

A Big Slip

I wanted to sled down the slope. "Go slow!" said mum. Uh oh, I went too fast and slammed into a tree. "Ouch!" I said. My sleeve was full of twigs. My mum took me home. She put my arm in a sling. Then she gave me a slice of pizza. After, I slept. "I feel better now!" I said. But I don't want to slide down the slope anymore! 😊 😊 😊

① What did the author slam into?

② Why did mum put the author's arm in a sling?

③ What did the author eat?

www.englishprintables.com


Students
build
fluency by
reading the
passages
multiple
times.
Students
color a
happy
face each
time they
read!

Students
can
interact
with the
text by
highlighting
the
phonics skill
words.

Open-ended reading comprehension questions require students to refer to the text and write the words related to the phonics skill.



Name: _____



The Glossy Globe

Our teacher is going to let us paint the globe. First, we need gloves. We have green and blue paint. Our teacher said we need to dip our paint brushes in a glob of paint. Then we need to glide the brush across the globe. When it dries, our globes will be glossy. I am so glad we get to paint globes today!



① What do the students need first?

② What colour paint will the students use?

③ How will the paint look when it dries?