

January (Preschool)

Pre-K

Alphabet
Numbers

January No Prep Packet



Name: _____

Shape Maze: Ovals

Help the Snowman find his way to the snowflake by coloring the Ovals.

Name: _____

Listen to Directions

Directions: Listen and Color.

Name: _____

Sight Word Practice: little

Trace the letters with your finger. Trace the letters with your pencil.

Name: _____

Color and Count

Directions: Color the pictures. Write the total numbers on the line.

Color 4 scarves blue.
Color 5 scarves red.

Name: _____

Color

Color the picture.

Name: _____

Beginning Sounds

Cut and paste the pictures to the correct boxes.

Name: _____

Number Sense

Directions: Trace the number. Count each group. Color the pictures that have 5 in the set. Cross the pictures that don't have 5 in the set.

5

Name: _____

Sequencing: How to build a snowman

Directions: Cut and Paste the pictures to show the order.

1. Cut 2. Paste 3. Color

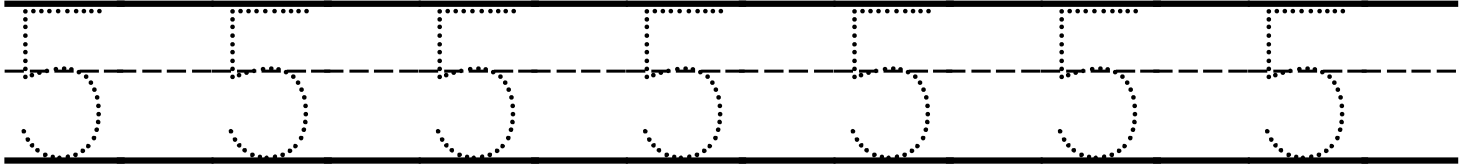
1 2 3

Name: _____




Number Sense

Directions: Trace the number. Count each group. Color the pictures that have 5 in the set. Cross the pictures that don't have 5 in the set.



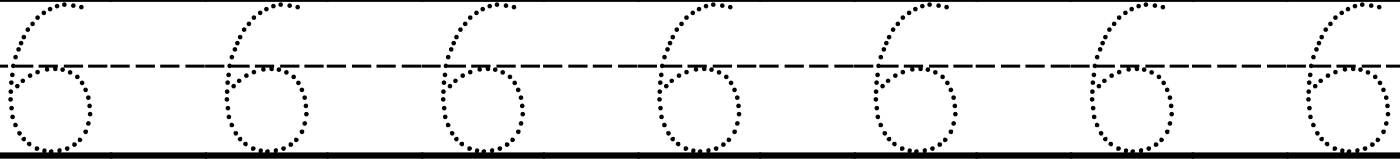
Five winter hats arranged in two rows: two in the top row and three in the bottom row.	A boy wearing a winter hat with a snowflake on his ear, kneeling next to a large snowflake.	Six scarves arranged in two columns of three.
A hand with five fingers spread out.	A slice of watermelon with five seeds.	A diamond-shaped die with five dots.
A button with four holes.	A hand with five fingers spread out.	Five hats with bows arranged in three rows: two in the top row, one in the middle row, and two in the bottom row.

Name: _____




Number Sense

Directions: Trace the number. Count each group. Color the pictures that have 6 in the set. Cross the pictures that don't have 6 in the set.



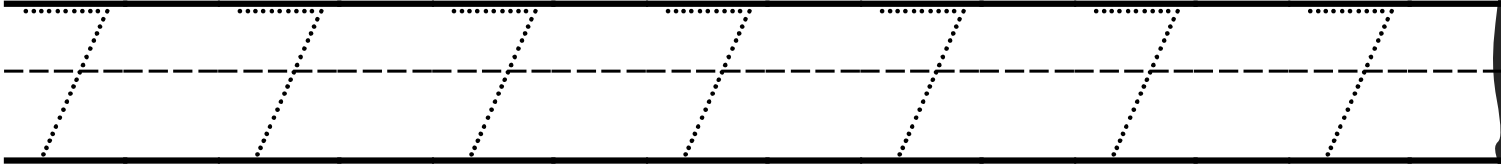
A group of five eggs.	Two dice showing 4 and 2.	Four alarm clocks.
Six pencils.	A watermelon slice with 6 seeds.	Two children reading books.
Three notebooks.	Two hands, one showing 5 fingers and the other showing 1 finger.	A group of five eggs.

Name: _____




Number Sense

Directions: Trace the number. Count each group. Color the pictures that have 7 in the set. Cross the pictures that don't have 7 in the set.



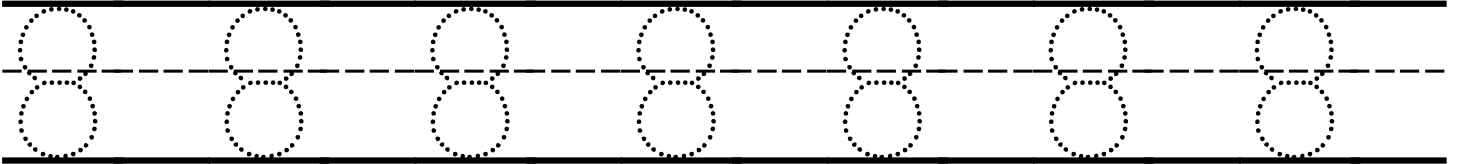
A 3x3 grid of nine identical scarves.	A 3x3 grid of hats with the center one missing, totaling 7 hats.	Four dice showing 2, 3, and 4 dots.
A 3x3 grid of nine identical pencils.	Two hands, each showing 5 fingers.	Two children sitting at a desk with books.
A 3x3 grid of hats with bows with the center one missing, totaling 7 hats.	Two hands, one showing 5 fingers and the other showing 2 fingers.	A group of seven eggs.

Name: _____




Number Sense

Directions: Trace the number. Count each group. Color the pictures that have 8 in the set. Cross the pictures that don't have 8 in the set.



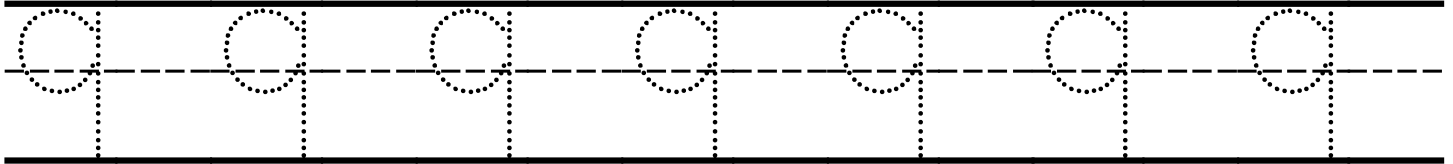
A group of nine scarves arranged in three rows of three.	A group of seven hats arranged in three rows: two in the first row, two in the second, and three in the third.	A group of four dice arranged in two rows of two.
A group of six pairs of earmuffs arranged in three rows of two.	Two hands: one open and one making a fist.	Two children sitting behind a table with six blocks in front of them.
A group of six hats arranged in three rows: two in the first row, two in the second, and two in the third.	Two hands: one open and one making a peace sign.	A group of five eggs arranged in a cluster.

Name: _____




Number Sense

Directions: Trace the number. Count each group. Color the pictures that have 9 in the set. Cross the pictures that don't have 9 in the set.



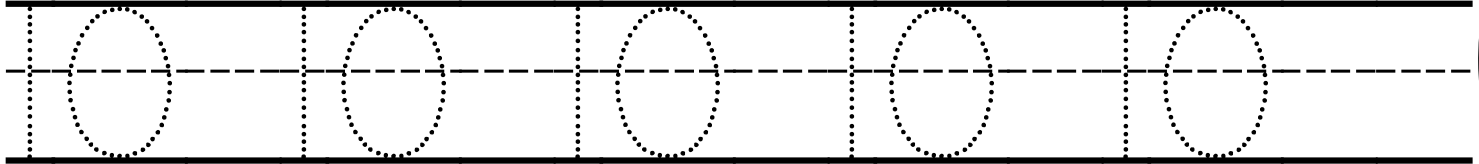
A 3x3 grid of nine igloos, each with a brick-like pattern and a small arched entrance.	Two pairs of mittens, each pair consisting of two hands with cuffs.	Two hands, one open and one with fingers curled.
A group of ten pencils, some pointing up and some pointing down.	A 3x3 grid of nine beach balls, each with a segmented pattern.	A 4x2 grid of eight sleds, each with runners and a curved front.
A group of seven hats, each with a brim and a bow.	Two hands, one open and one with fingers curled.	A group of ten snowmen, each with a top hat, stick arms, and a carrot nose.

Name: _____



Number Sense

Directions: Trace the number. Count each group. Color the pictures that have 10 in the set. Cross the pictures that don't have 10 in the set.



A group of 10 hats arranged in two rows of five.	A group of 10 mittens arranged in two rows of five.	A group of 2 hands.
A group of 10 pencils arranged in three rows.	A group of 9 sweaters arranged in three rows of three.	A group of 9 boots arranged in three rows of three.
A group of 7 hats arranged in three rows.	A group of 2 hands.	A group of 10 cubes arranged in three rows.