

January (Preschool)

Pre-K

Alphabet  
Numbers

# January No Prep Packet



Name: \_\_\_\_\_

### Shape Maze: Ovals

Help the Snowman find his way to the snowflake by coloring the O's.

Name: \_\_\_\_\_

### Listen to Directions

Directions: Listen and Color.

Name: \_\_\_\_\_

### Sight Word Practice: little

Trace the letters with your finger. Trace the letters with your pencil.

Name: \_\_\_\_\_

### Color and Count

Directions: Color the pictures. Write the total numbers on the line.

Color 4 scarves blue.  
Color 5 scarves red.

Name: \_\_\_\_\_

### Color

Color the picture.

Name: \_\_\_\_\_

### Beginning Sounds

Cut and paste the pictures to the correct boxes.

Name: \_\_\_\_\_

### Number Sense

Directions: Trace the number. Count each group. Color the pictures that have 5 in the set. Cross the pictures that don't have 5 in the set.

5

Name: \_\_\_\_\_


### Sequencing: How to build a snowman

Directions: Cut and Paste the pictures to show the order.

1. Cut
2. Paste
3. Color


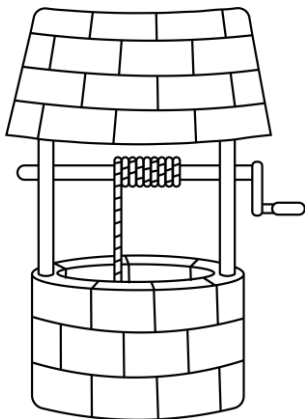



1 2 3

Name: \_\_\_\_\_




# Number Sense

**Directions:** Trace the number. Count each group. Color the pictures that have 1 in the set. Cross the pictures that don't have 1 in the set.

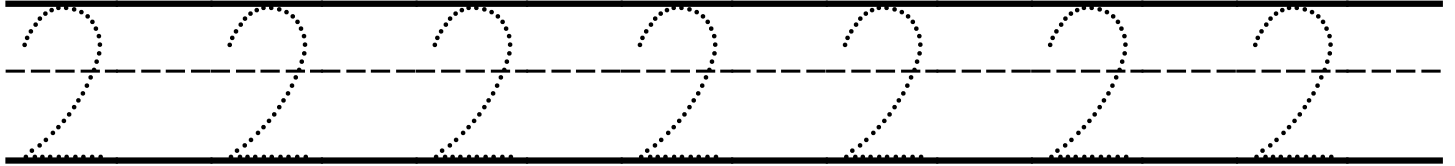



Name: \_\_\_\_\_



# Number Sense

Directions: Trace the number. Count each group. Color the pictures that have 2 in the set. Cross the pictures that don't have 2 in the set.



Two sunflowers in pots, one on the left and one on the right.	Two wheelbarrows, one on the left and one on the right.	Four mittens, two on the left and two on the right.
A gnome with a pointed hat holding a sign with the number 2 on it.	A snowman wearing a hat and scarf, holding two mittens.	Two frogs, one on the left and one on the right.
A hand with three fingers extended.	Two bows, one on the left and one on the right.	A hand with two fingers extended.

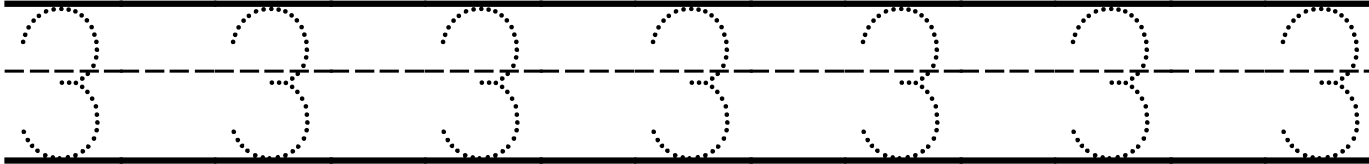


Name: \_\_\_\_\_




# Number Sense

**Directions:** Trace the number. Count each group. Color the pictures that have 3 in the set. Cross the pictures that don't have 3 in the set.



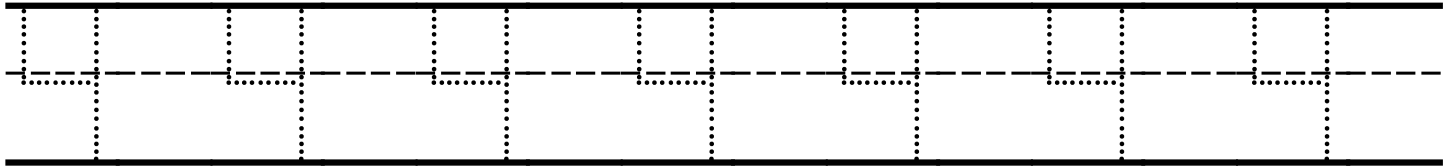
Four mittens arranged in two rows of two.	A boy wearing a snowflake on his ear and holding a ball with three dots.	Five scarves arranged in two rows: two in the top row and three in the bottom row.
A frog.	A container with three carrots inside.	A diamond shape with five dots inside.
A hand with three fingers extended.	A diamond shape with three dots inside.	Three hats arranged in a row.

Name: \_\_\_\_\_



# Number Sense

Directions: Trace the number. Count each group. Color the pictures that have 4 in the set. Cross the pictures that don't have 4 in the set.



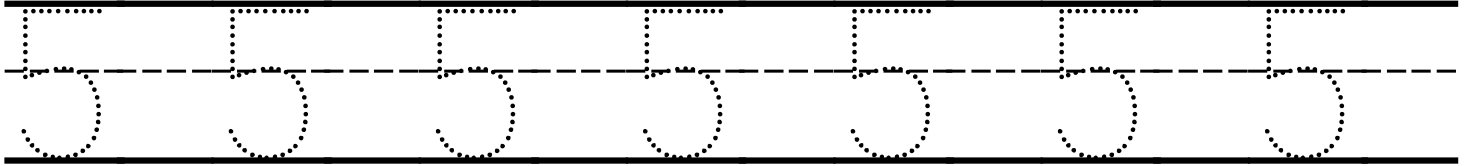
Four winter hats arranged in a 2x2 grid.	Three children wearing winter clothing.	Four baseball caps arranged in a 2x2 grid.
A diamond-shaped die with five pips.	Four snails arranged in a 2x2 grid.	Two wheelbarrows.
A hand with five fingers spread.	A hand with five fingers spread.	A potted plant with three flowers.

Name: \_\_\_\_\_



# Number Sense

Directions: Trace the number. Count each group. Color the pictures that have 5 in the set. Cross the pictures that don't have 5 in the set.



Five winter hats with pom-poms and zig-zag patterns.	A boy wearing a winter hat with a snowflake on the ear and holding a large snowflake.	Five striped scarves.
A hand with five fingers spread out.	A slice of watermelon with five seeds.	A diamond-shaped die with five dots.
A round button with four holes.	A hand with five fingers spread out.	Five hats with bows.