








WRITE AND DRAW


NON-FICTION PROMPTS

Name: _____
Draw 

Write  Last night I dreamt

Write and Draw


Name: _____
Draw 


Write  If I were a parent,

Write and Draw












Name: _____
Draw 






Write  The first memory I have is


Write and Draw








kindergarten

Let's see if 


I used the capital letter: I see a cat. 	I put space between words: I see a cat. 	I stretched out words: C a t 	I used punctuation: ! o ? 	I drew a picture: 
--	--	---	--	--







About this resource...

Name: _____ Write and Draw


Draw 

Write 

The things I want are

Let's see if 

I used the capital letter: I see a cat. <input type="checkbox"/>	I put space between words: I see a cat. <input type="checkbox"/>	I stretched out words: C a t <input type="checkbox"/>	I used punctuation: ! o ? <input type="checkbox"/>	I drew a picture: <input type="checkbox"/>
---	---	--	---	---



This resource includes **34** monthly writing pages. There are three versions of each page included (solid story starters traceable story starters, and without story starters), for a **total of 115 pages**.

Each page includes:

- Large writing lines specifically for young writers
- An area for students to illustrate their writing
- A writing convention checklist
- A themed word bank with illustrations

A writing conventions checklist is included at the bottom of each page.


This will give students a visual reminder to:

- Use a capital letter
- Use finger spaces
- Stretch out words
- Use punctuation
- Draw a picture


A blank page is included for students who would like to write more.

If you'd like to turn these into a writing journal, an optional front cover is included


Name: _____ Write and Draw



Name: _____ Write and Draw

Draw 

englishprintables.com



Name: _____ Write and Draw

Draw 


Write 


To stay hea

Let's see if 


I used the capital letter: I see a cat. <input type="checkbox"/>	I put space between words: I see a ca <input type="checkbox"/>
---	---

Name: _____ Write and Draw


Draw 

Write 

My grandmother always

Let's see if 


I used the capital letter: I see a cat. <input type="checkbox"/>	I put space between words: I see a cat. <input type="checkbox"/>	I stretched out words: C a t <input type="checkbox"/>	I used punctuation: ! o ? <input type="checkbox"/>	I drew a picture: <input type="checkbox"/>
---	---	--	---	---



Name: _____

Write and Draw

Draw 



Write 

englishprintables.com

The things I want are

Let's see if 

I used the capital letter.

I see a cat.



I put space between words.

I see a cat.



I stretched out words.

C a t

I used punctuation.




I drew a picture.



Name: _____

Write and Draw

Draw 



Write 

englishprintables.com

The things I want are

Let's see if 

I used the capital letter.

I see a cat.



I put space between words.

I see a cat.



I stretched out words.

C a t

I used punctuation.




I drew a picture.



Name: _____

Write and Draw

Draw 



Write 

englishprintables.com

Let's see if 

I used the capital letter.

I see a cat.



I put space between words.

I see a cat.



I stretched out words.

C a t

I used punctuation.



I drew a picture.

