








WRITE AND DRAW

NON-FICTION PROMPTS

Name: _____
Draw 

Write 
Last night I dreamt

Write and Draw









Name: _____
Draw 


Write 
If I were a parent,

Write and Draw

















Name: _____
Draw 

Write 
The first memory I have is

Write and Draw













Let's see if 

I used the capital letter: I see a cat. 	I put space between words: I see a cat. 	I stretched out words: C a t 	I used punctuation: ! o ? 	I drew a picture: 
--	--	---	--	--

kindergarten


Write and Draw











About this resource...






Name: _____ Write and Draw






Draw 

Write 

The things I want are

Let's see if 

I used the capital letter: I see a cat. 	I put space between words: I see a cat. 	I stretched out words: C a t 	I used punctuation: ! o ? 	I drew a picture: 
---	--	---	--	--

This resource includes **34** monthly writing pages. There are three versions of each page included (solid story starters traceable story starters, and without story starters), for a **total of 115 pages**.

Each page includes:

- Large writing lines specifically for young writers
- An area for students to illustrate their writing
- A writing convention checklist
- A themed word bank with illustrations

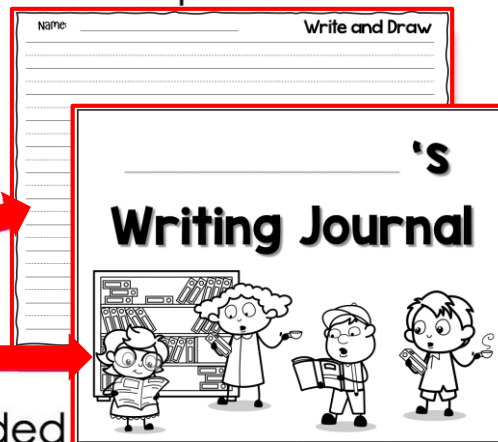
A writing conventions checklist is included at the bottom of each page.

This will give students a visual reminder to:


- Use a capital letter
- Use finger spaces
- Stretch out words
- Use punctuation
- Draw a picture


A blank page is included for students who would like to write more.

If you'd like to turn these into a writing journal, an optional front cover is included





Name: _____ Write and Draw



Draw 

Write 


To stay hea


Let's see if 

I used the capital letter: I see a cat. 	I put space between words: I see a ca
--	--


Name: _____ Write and Draw






Draw 





Write 

englishprintables.com

My grandmother always

Let's see if 



I used the capital letter: I see a cat. 	I put space between words: I see a cat. 	I stretched out words: C a t 	I used punctuation: ! o ? 	I drew a picture: 
--	--	---	--	--

Name: _____

Write and Draw

Draw 



Write 

To stay healthy

Let's see if 

englishprintables.com

I used the capital letter.

I see a cat.



I put space between words.

I see a cat.



I stretched out words.

C a t

I used punctuation.






I drew a picture.



Name: _____

Write and Draw

Draw 



Write 

To stay healthy

Let's see if 

englishprintables.com

I used the capital letter.

I see a cat.



I put space between words.

I see a cat.



I stretched out words.

C a t

I used punctuation.






I drew a picture.



Name: _____

Write and Draw

Draw 



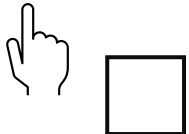
Write 

Let's see if 

englishprintables.com

I used the capital letter.

I see a cat.



I put space between words.

I see a cat.



I stretched out words.

C a t



I used punctuation.



I drew a picture.

