


AUTUMN

Worksheets & Activities

For more worksheets visit: englishprintables.com



Name: _____

Pumpkin Maze

Make your way through the pumpkin maze to the

A maze with a pumpkin at the entrance and another pumpkin at the exit. The maze is composed of black lines on a white background.

Name: _____

A collection of circles of different sizes, some with solid outlines and some with dashed outlines for tracing. The word "circle" is written in the center.

Many Seeds?

Write the numbers under the correct pumpkins.

Two pumpkins are shown. Below them are four boxes containing the numbers 1, 3, 4, and 2. The pumpkins have seeds inside, and the numbers are intended to be placed under the correct count.

Pumpkin

A drawing of a pumpkin with a girl's face inside it. The girl has a neutral expression. The pumpkin is intended to be colored.

Two rows of items for coloring. The first row contains four leaves. The second row contains four hats. Below these are four sunflowers.

Trace the number.

A large number 4 is shown for tracing. Below it is a row of four leaves for coloring. The number "four" is written below the leaves.

Name: _____

Color the sight word.

A grid of sight words in circles: "can", "a", "I", "th". There are also some partial words like "ai", "ca", "ce". Below the grid is a drawing of a pumpkin.


Name: _____

A drawing of an apple. To its right are the letters "Aa" and the word "apple". Below these are three rows of tracing practice: the first row has four "A"s, the second row has four "a"s, and the third row has the word "apple" with a red dot on the first letter.

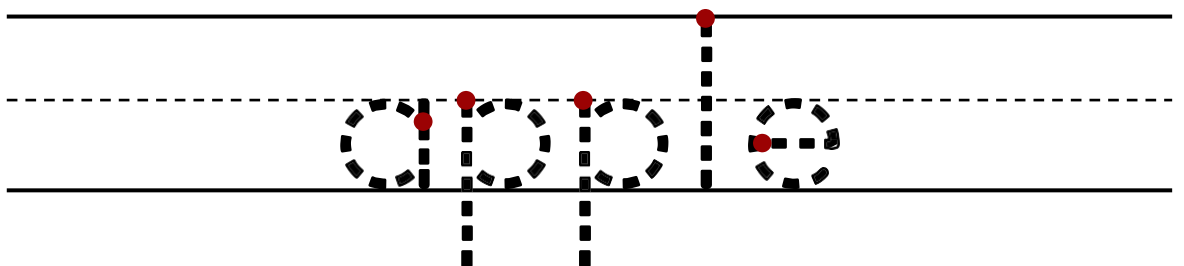

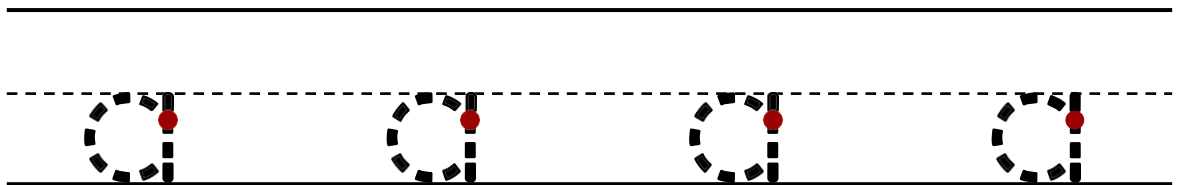

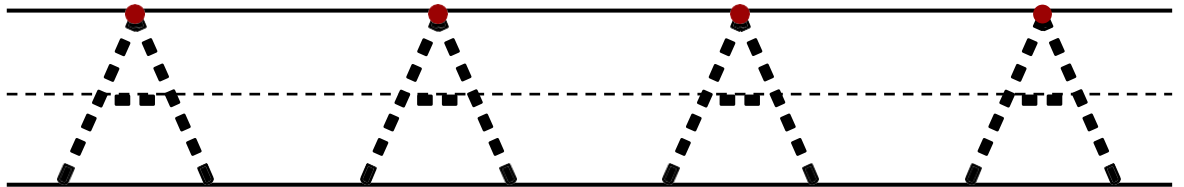

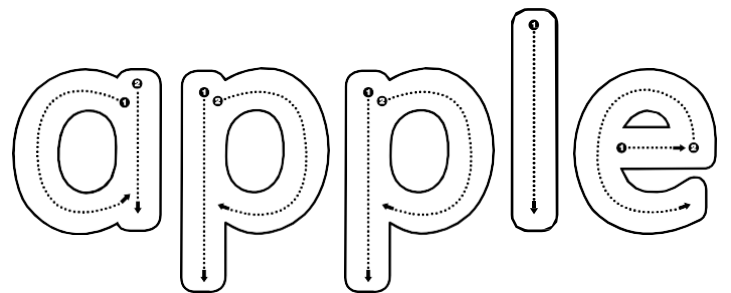
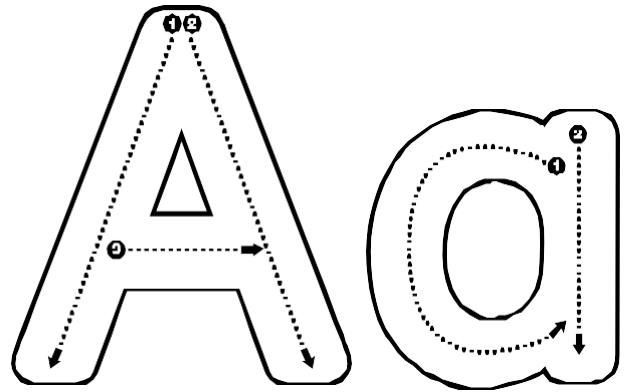

Name: _____

Pumpkin Maze


Make your way through the pumpkin maze to the seed in the center.



Name: _____

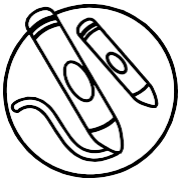


Name: _____



Trace the sight word.


can



Find and color the sight word.

me	can	can	and
can	a	can	the
you	can	I	can
see	can	can	can

Pumpkins



Name: _____




I see orange pumpkins.

Name: _____

Select the correct answer.

What is the book about?

- apples
- pumpkins
- animals




What color are pumpkins?

- red
- blue
- orange



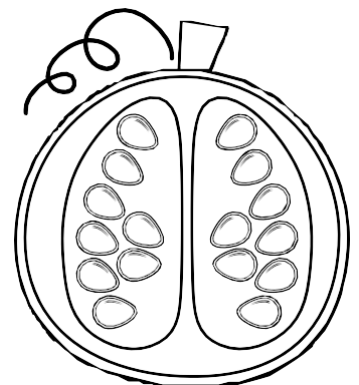
The boy is holding a...

- big pumpkin
- little pumpkin
- rotten pumpkin



What is inside the pumpkin?



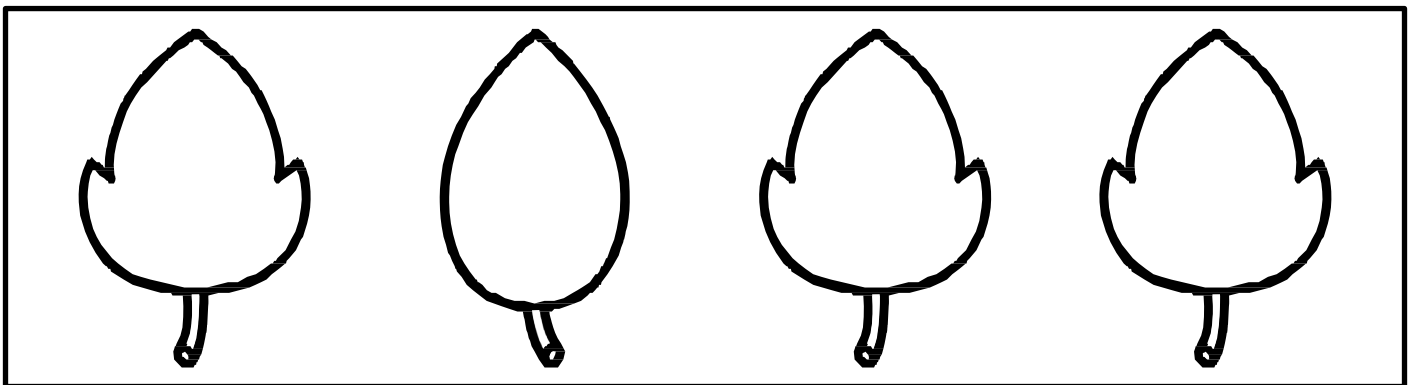

- leaves
- seeds
- vine



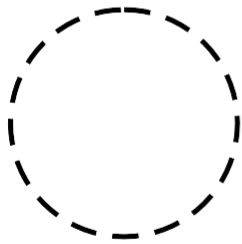
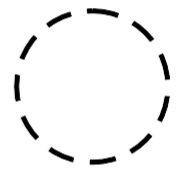
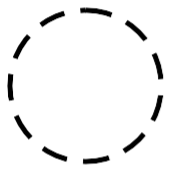
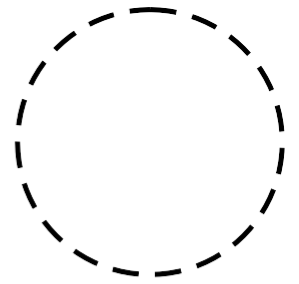
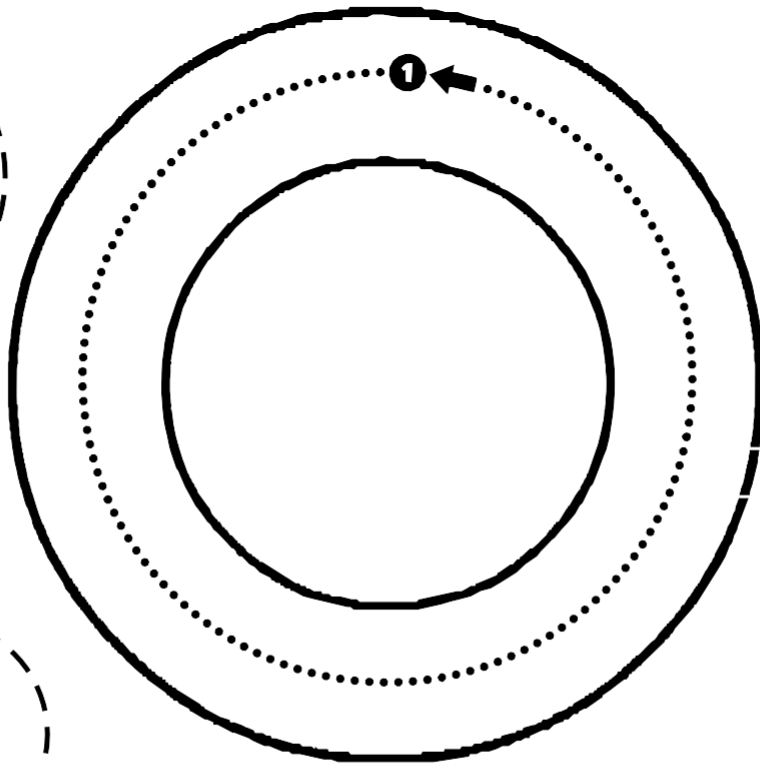
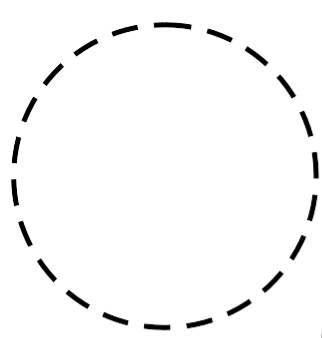
Name: _____

Different

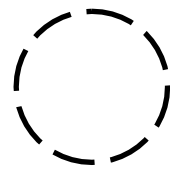
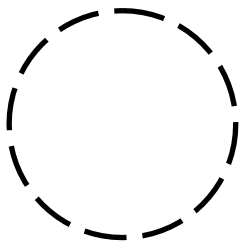
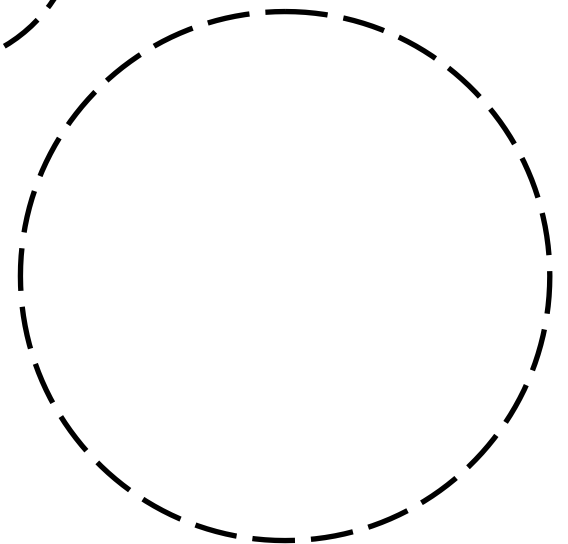
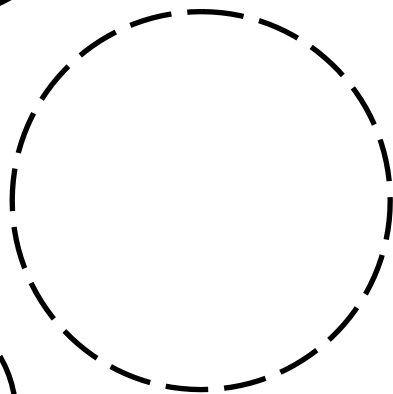
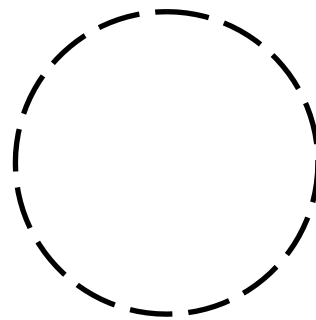
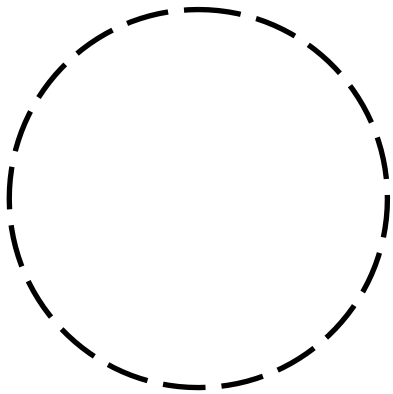
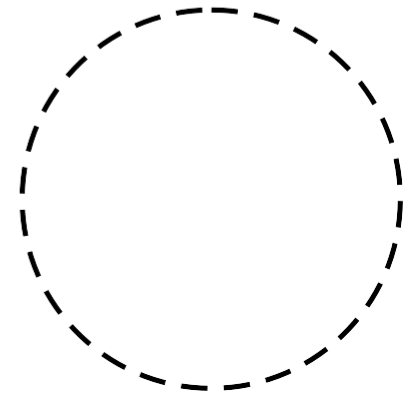
Circle the picture that is different.


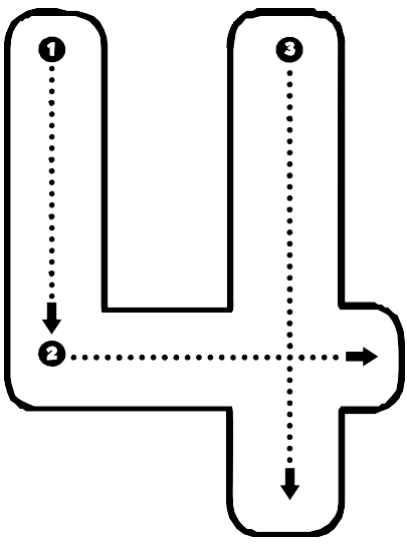


Name: _____



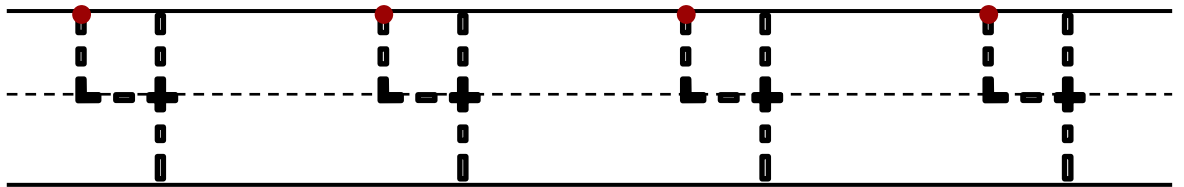

circle






four

Trace the number.






Color 4 leaves.



Name: _____

How Many Seeds?

Cut and paste the numbers under the correct pumpkins.



1

3

4

2