


# LETTER OF THE WEEK


Name:



Created by [englishprintables.com](http://englishprintables.com)

# LETTER OF THE WEEK

Name:



Created by [englishprintables.com](http://englishprintables.com)


**The letter of the week**

**The letter A**

**ABC**


**This booklet belongs to**

---




Name: \_\_\_\_\_

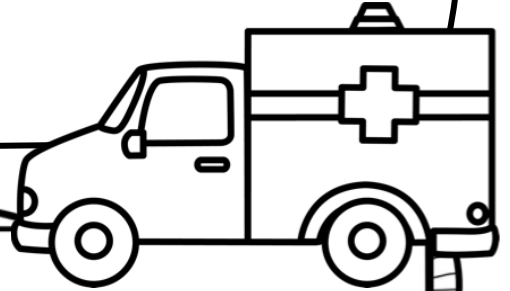
apple



apple




ABC



A a


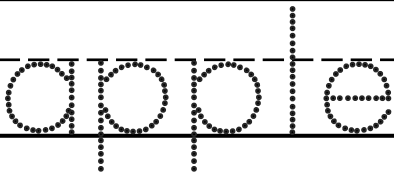
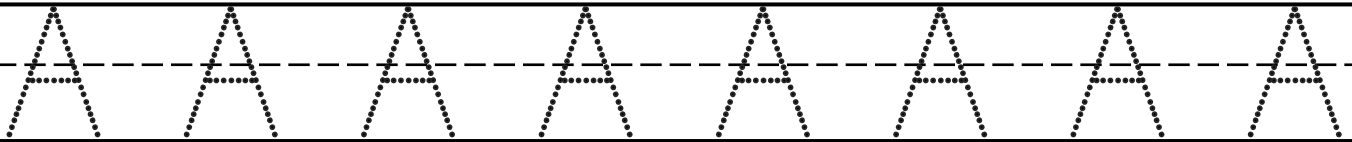
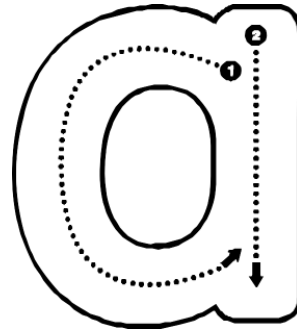
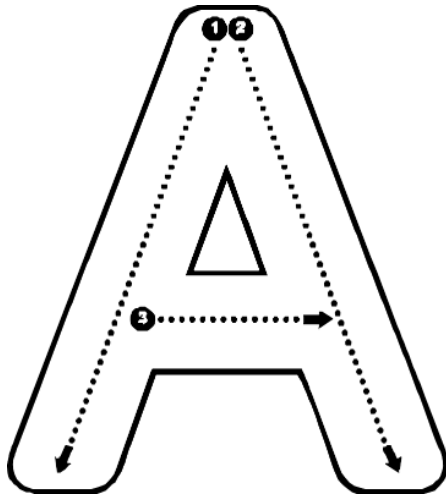
A a



Name: \_\_\_\_\_

# The Letter A

Trace and print the Letter A's. Then, decorate and cut out the alphabet letter watch below.




Name: \_\_\_\_\_


Trace the letter

A A A A


a a a a




Read each sentence and color the picture:



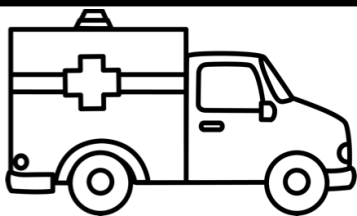
**A is for alligator.**




**A is for apple.**



**A is for ant.**




**A is for ambulance.**



**A is for ax.**




Name: \_\_\_\_\_




# Read & Match

Match the pictures to the words,  
then add the letter 'a' to each word.

	Handwriting practice lines with the word "phabet" written in a large, bold font. The letters are positioned between a solid top line, a dashed middle line, and a solid bottom line.	Handwriting practice lines with the word "alphabet" written in a dashed font for tracing, positioned between a solid top line, a dashed middle line, and a solid bottom line.
	Handwriting practice lines with the word "pple" written in a large, bold font. The letters are positioned between a solid top line, a dashed middle line, and a solid bottom line.	Handwriting practice lines with the word "apple" written in a dashed font for tracing, positioned between a solid top line, a dashed middle line, and a solid bottom line.
	Handwriting practice lines with the word "nt" written in a large, bold font. The letters are positioned between a solid top line, a dashed middle line, and a solid bottom line.	Handwriting practice lines with the word "ant" written in a dashed font for tracing, positioned between a solid top line, a dashed middle line, and a solid bottom line.
	Handwriting practice lines with the letter "x" written in a large, bold font. The letter is positioned between a solid top line, a dashed middle line, and a solid bottom line.	Handwriting practice lines with the word "ax" written in a dashed font for tracing, positioned between a solid top line, a dashed middle line, and a solid bottom line.






Name: \_\_\_\_\_

# Let's Find the Letter A


Use a bingo dabber to help the ant find its way to the apple by following the A's.

	<i>a</i>	X	J	O	E
<i>f</i>	A	<i>r</i>	V	T	<i>w</i>
<i>g</i>	<i>a</i>	A	A	<i>a</i>	A
D	C	Q	Z	<i>e</i>	<i>a</i>
I	<i>a</i>	A	<i>a</i>	A	<i>a</i>
P	A	C	X	<i>s</i>	<i>y</i>
<i>m</i>	A	<i>a</i>	A	<i>a</i>	





Name: \_\_\_\_\_




# Let's Count the a's


Count the a's and color a number for each a that is counted.

Color the picture!

- 0
- 1
- 2
- 3
- 4
- 5
- 6
- 7
- 8
- 9



There are  a's



Name: \_\_\_\_\_

# Sentence Scrambler

Cut out the pictures that start with an a sound and glue them inside the letter A.

